

Luminaire Photograph



Light Output Ratio:	88.2%	
Luminaire Power:	8.242 W	
SHR Nominal:	0.00	Calculated using the TM5
SHR Maximum:	0.30	fine grid method.

C Range: 0 - 360DEG
C Interval: 30.0DEG
Test Speed: HIGH
Temperature: 25.3 °C
Operators: zoe
Test Date: 2024-9-11

Range: 0 - 180DEG
Interval: 1.0DEG
Test System: EVERFINE GO-SPEX500_V1 SYSTEM V2.00.461
Humidity: 65.0%
Test Distance: 3.160m [K=1.0000]
Remarks: LAMP: BXRH-30G06T0-C-83 Ra: 90
LENS: PM-1084A 24R
DRIVER: SC30W150-700CG-4 200mA
30minutes warm-up

LUMINOUS INTENSITY DISTRIBUTION DIAGRAM

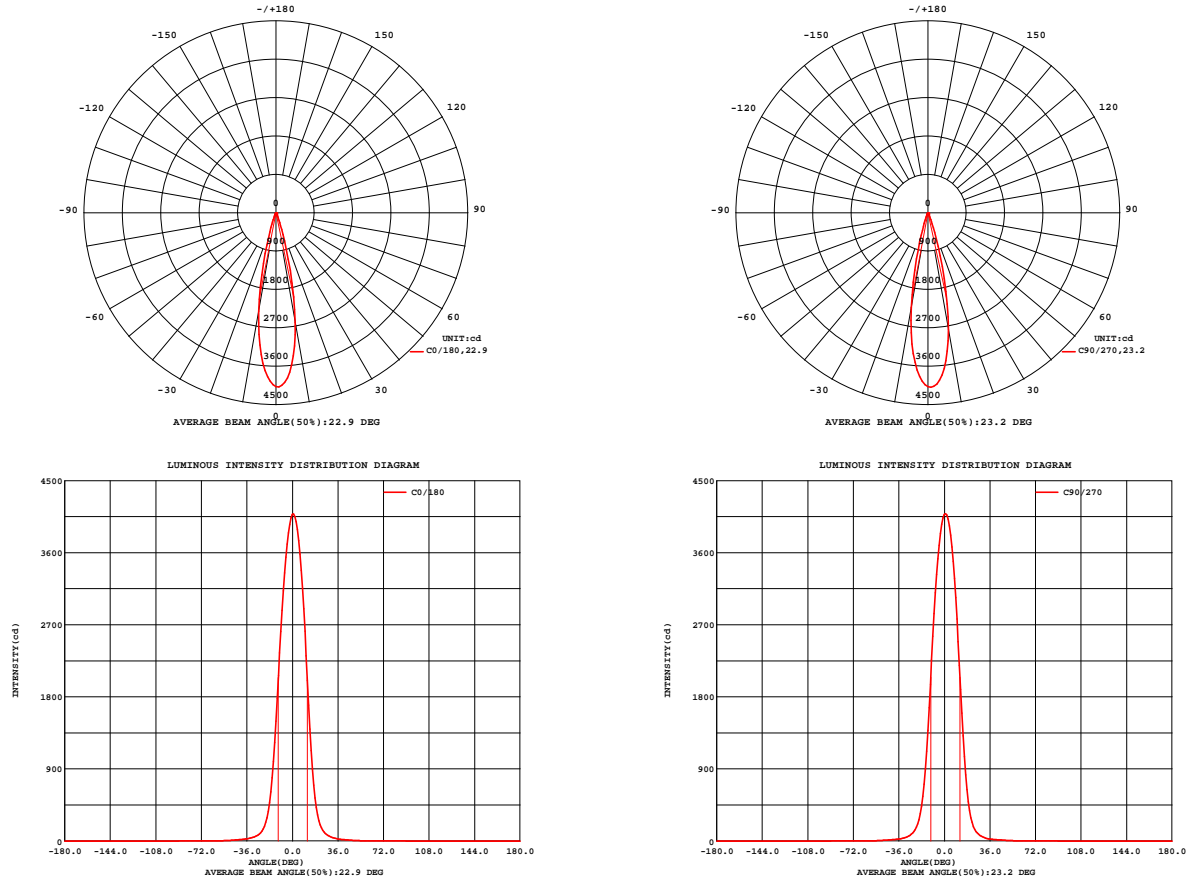


Fig. C0/C180

Fig. C90/C270

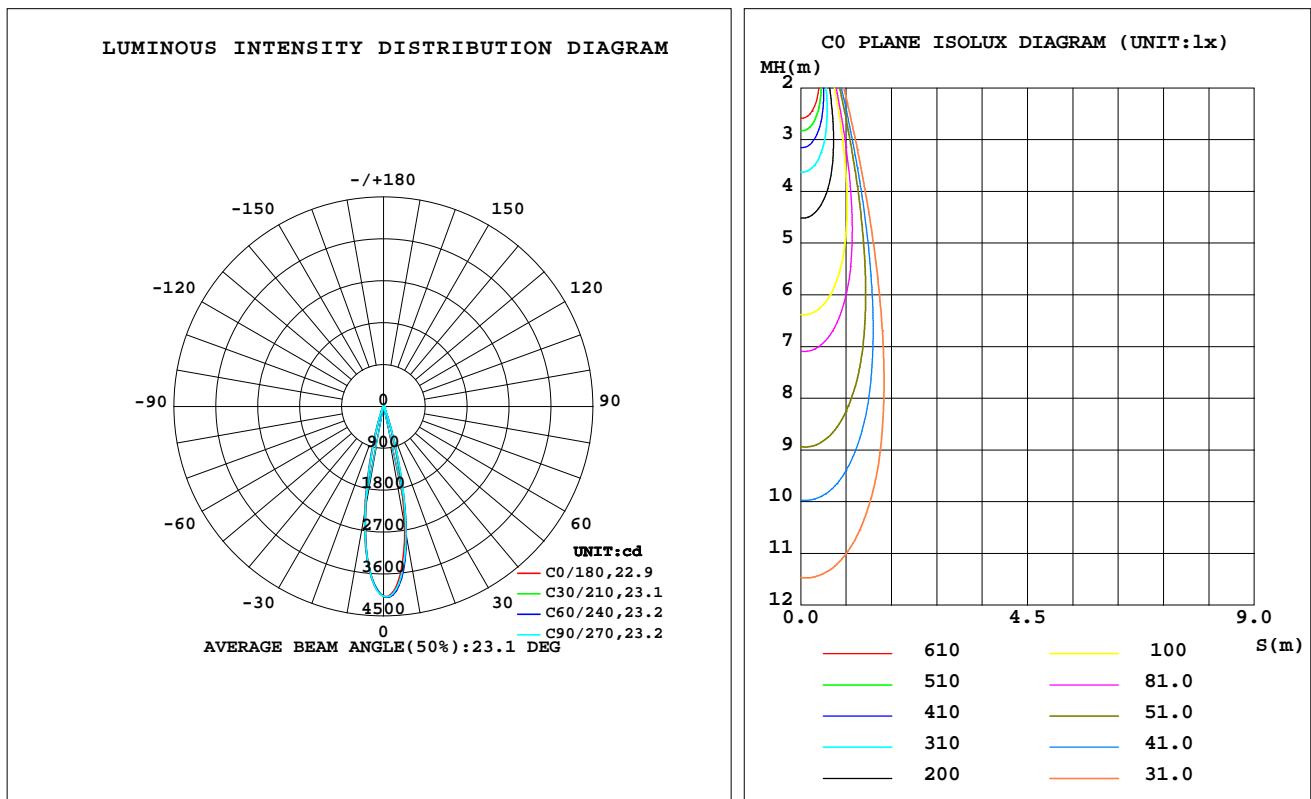
C Range: 0 - 360DEG
C Interval: 30.0DEG
Test Speed: HIGH
Temperature: 25.3 °C
Operators: zoe
Test Date: 2024-9-11

Range: 0 - 180DEG
Interval: 1.0DEG
Test System: EVERFINE GO-SPEX500_V1 SYSTEM V2.00.461
Humidity: 65.0%
Test Distance: 3.160m [K=1.0000]
Remarks: LAMP: BXRH-30G06T0-C-83 Ra: 90
LENS: PM-1084A 24R
DRIVER: SC30W150-700CG-4 200mA
30minutes warm-up

LUMINAIRE PHOTOMETRIC TEST REPORT

Test:U:220.17V I:0.0402A P:8.2420W PF:0.9272 Freq:49.99Hz Lamp Flux:802.29x1 lm		
NAME: 2319.226-UA-200	TYPE:	WEIGHT:
SPEC.: 3000K	DIM.:	SERIAL No.: 2409111192
MFR.: RISE	SUR.: 0.00113354m2	Shielding Angle:

DATA OF LAMP		PHOTOMETRIC DATA Eff: 85.88 lm/W			
MODEL	Brideglux	Imax(cd)	4096	S/MH(C0/180)	0.37
NOMINAL POWER(W)	8	LOR(%)	88.2	S/MH(C90/270)	0.36
RATED VOLTAGE(V)	220	TOTAL FLUX(lm)	707.83	UP,DN(C0-180)	0.0,47.3
NOMINAL FLUX(lm)	802.29	CIE CLASS	DIRECT	UP,DN(C180-360)	0.0,41.0
LAMPS INSIDE	1	up(%)	0.0	CIBSE SHR NOM	0.00
TEST VOLTAGE(V)	220	down(%)	88.2	CIBSE SHR MAX	0.30



C Range: 0 - 360DEG
C Interval: 30.0DEG
Test Speed: HIGH
Temperature:25.3℃
Operators:zoe
Test Date:2024-9-11

Range: 0 - 180DEG
Interval: 1.0DEG
Test System:EVERFINE GO-SPEX500_V1 SYSTEM V2.00.461
Humidity:65.0%
Test Distance:3.160m [K=1.0000]
Remarks: LAMP:BXRH-30G06T0-C-83 Ra:90
LENS:PM-1084A 24R
DRIVER:SC30W150-700CG-4 200mA
30minutes warm-up

ZONAL FLUX DIAGRAM

ZONAL FLUX DIAGRAM:

	C0	C45	C90	C135	C180	C225	C270	C315		zone	total	%lum,lamp
10	2619	2805	2772	2540	2347	2242	2259	2411	0- 10	312.1	312.1	44.1,38.9
20	324.7	369.6	376.6	328.9	288.4	269.1	267.5	286.6	10- 20	306.3	618.4	87.4,77.1
30	53.50	54.85	52.79	51.37	51.79	50.38	47.82	49.27	20- 30	57.71	676.1	95.5,84.3
40	17.69	17.88	17.74	18.15	19.21	19.06	18.31	17.70	30- 40	18.80	694.9	98.2,86.6
50	6.365	6.695	7.187	7.230	7.057	6.757	6.469	6.212	40- 50	9.172	704.0	99.5,87.8
60	1.155	1.436	1.620	1.606	1.434	1.414	1.352	1.233	50- 60	3.281	707.3	99.9,88.2
70	0.0823	0.0863	0.0932	0.0963	0.0962	0.0807	0.0755	0.0687	60- 70	0.4401	707.8	100,88.2
80	0.0330	0.0247	0.0338	0.0273	0.0369	0.0243	0.0313	0.0217	70- 80	0.0545	707.8	100,88.2
90	0	0	0	0	0	0	0	0	80- 90	0.0150	707.8	100,88.2
100	0	0	0	0	0	0	0	0	90-100	0	707.8	100,88.2
110	0	0	0	0	0	0	0	0	100-110	0	707.8	100,88.2
120	0	0	0	0	0	0	0	0	110-120	0	707.8	100,88.2
130	0	0	0	0	0	0	0	0	120-130	0	707.8	100,88.2
140	0	0	0	0	0	0	0	0	130-140	0	707.8	100,88.2
150	0	0	0	0	0	0	0	0	140-150	0	707.8	100,88.2
160	0	0	0	0	0	0	0	0	150-160	0	707.8	100,88.2
170	0	0	0	0	0	0	0	0	160-170	0	707.8	100,88.2
180	0	0	0	0	0	0	0	0	170-180	0	707.8	100,88.2
DEG	LUMINOUS INTENSITY:cd									UNIT:lm		

C Range: 0 - 360DEG
C Interval: 30.0DEG
Test Speed: HIGH
Temperature:25.3℃
Operators:zoe
Test Date:2024-9-11

Range: 0 - 180DEG
Interval: 1.0DEG
Test System:EVERFINE GO-SPEX500_V1 SYSTEM V2.00.461
Humidity:65.0%
Test Distance:3.160m [K=1.0000]
Remarks: LAMP:BXRH-30G06T0-C-83 Ra:90
LENS:PM-1084A 24R
DRIVER:SC30W150-700CG-4 200mA
30minutes warm-up

LUMINANCE LIMITATION CURVES

Test:U:220.17V I:0.0402A P:8.2420W PF:0.9272 Freq:49.99Hz
Lamp Flux:802.29x1 lm

NAME: 2319.226-UA-200

TYPE:

WEIGHT:

SPEC.: 3000K

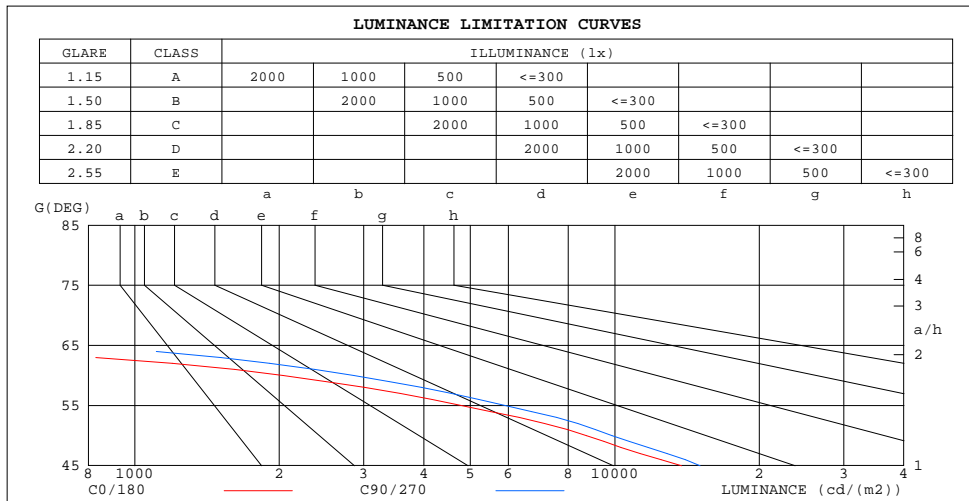
DIM.:

SERIAL No.: 2409111192

MFR.: RISE

SUR.: 0.00113354m2

Shielding Angle:



LUMINANCE cd/(m2)		
G(180)	C0/180	C90/270
85	204	226
80	168	172
75	180	198
70	212	241
65	391	699
60	2036	2860
55	4794	5916
50	8724	9870
45	13766	15051

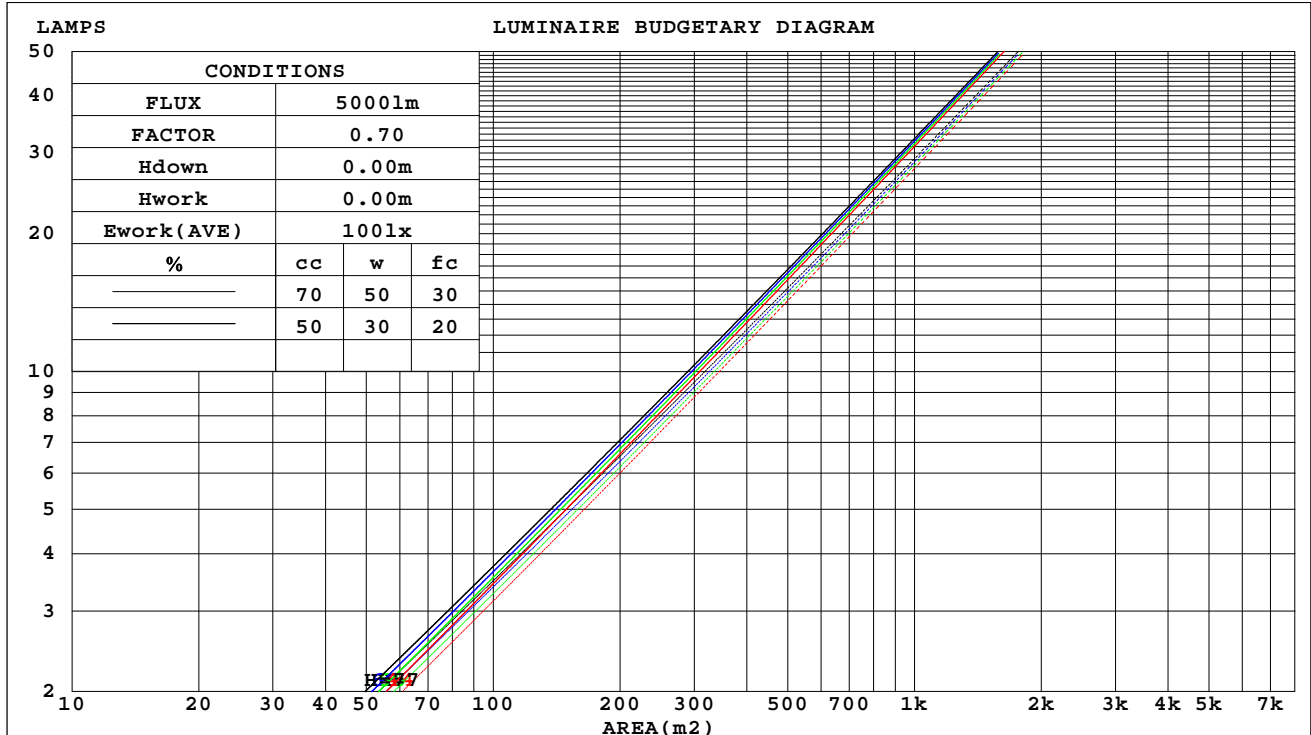
C Range: 0 - 360DEG
C Interval: 30.0DEG
Test Speed: HIGH
Temperature:25.3℃
Operators:zoe
Test Date:2024-9-11

Range: 0 - 180DEG
Interval: 1.0DEG
Test System:EVERFINE GO-SPEX500_V1 SYSTEM V2.00.461
Humidity:65.0%
Test Distance:3.160m [K=1.0000]
Remarks: LAMP:BXRH-30G06T0-C-83 Ra:90
LENS:PM-1084A 24R
DRIVER:SC30W150-700CG-4 200mA
30minutes warm-up

CU AND LUMINAIRE BUDGETARY ESTIMATE DIAGRAM

Test:U:220.17V I:0.0402A P:8.2420W PF:0.9272 Freq:49.99Hz Lamp Flux:802.29x1 lm		
NAME: 2319.226-UA-200	TYPE:	WEIGHT:
SPEC.: 3000K	DIM.:	SERIAL No.: 2409111192
MFR.: RISE	SUR.: 0.00113354m2	Shielding Angle:

cc	80%			70%			50%			30%			10%			0
w	50%	30%	10%	50%	30%	10%	50%	30%	10%	50%	30%	10%	50%	30%	10%	0
fc	20%			20%			20%			20%			20%			0
RCR	RCR:Room Cavity Ratio															



C Range: 0 - 360DEG
C Interval: 30.0DEG
Test Speed: HIGH
Temperature:25.3℃
Operators:zoe
Test Date:2024-9-11

Range: 0 - 180DEG
Interval: 1.0DEG
Test System:EVERFINE GO-SPEX500_V1 SYSTEM V2.00.461
Humidity:65.0%
Test Distance:3.160m [K=1.0000]
Remarks: LAMP:BXRH-30G06T0-C-83 Ra:90
LENS:PM-1084A 24R
DRIVER:SC30W150-700CG-4 200mA
30minutes warm-up



WEC AND CCEC

Test:U:220.17V I:0.0402A P:8.2420W PF:0.9272 Freq:49.99Hz Lamp Flux:802.29x1 lm		
NAME: 2319.226-UA-200	TYPE:	WEIGHT:
SPEC.: 3000K	DIM.:	SERIAL No.: 2409111192
MFR.: RISE	SUR.: 0.00113354m2	Shielding Angle:

cc	80%			70%			50%			30%			10%			0
w	50%	30%	10%	50%	30%	10%	50%	30%	10%	50%	30%	10%	50%	30%	10%	0
fc	20%			20%			20%			20%			20%			0
RCR	RCR:Room Cavity Ratio						Wall Exitance Coefficients(WEC)									
0.0																
1.0	.114	.065	.021	.108	.062	.020	.097	.056	.018	.087	.050	.016	.078	.045	.015	
2.0	.105	.057	.018	.100	.055	.017	.091	.051	.016	.083	.047	.015	.075	.043	.013	
3.0	.097	.052	.016	.093	.050	.015	.086	.047	.014	.079	.043	.013	.073	.040	.012	
4.0	.091	.047	.014	.087	.046	.014	.081	.043	.013	.075	.040	.012	.070	.038	.012	
5.0	.085	.043	.013	.082	.042	.012	.077	.040	.012	.072	.038	.011	.067	.036	.011	
6.0	.080	.040	.012	.078	.039	.011	.073	.038	.011	.069	.036	.011	.065	.034	.010	
7.0	.076	.038	.011	.074	.037	.010	.070	.035	.010	.066	.034	.010	.063	.033	.010	
8.0	.072	.035	.010	.070	.035	.010	.067	.033	.010	.064	.032	.009	.061	.031	.009	
9.0	.069	.033	.009	.067	.033	.009	.064	.032	.009	.061	.031	.009	.059	.030	.009	
10.0	.066	.031	.009	.064	.031	.009	.062	.030	.009	.059	.029	.008	.057	.029	.008	

cc	80%			70%			50%			30%			10%			0
w	50%	30%	10%	50%	30%	10%	50%	30%	10%	50%	30%	10%	50%	30%	10%	0
fc	20%			20%			20%			20%			20%			0
RCR	RCR:Room Cavity Ratio			Ceiling Cavity Exitance Coefficients(CCEC)												
0.0	.168	.168	.168	.144	.144	.144	.098	.098	.098	.056	.056	.056	.018	.018	.018	
1.0	.148	.139	.131	.127	.119	.113	.087	.082	.078	.050	.048	.045	.016	.015	.015	
2.0	.132	.117	.105	.113	.101	.091	.077	.070	.063	.045	.041	.037	.014	.013	.012	
3.0	.118	.100	.085	.101	.086	.074	.069	.060	.052	.040	.035	.031	.013	.011	.010	
4.0	.107	.086	.071	.091	.074	.061	.063	.052	.043	.036	.030	.026	.012	.010	.008	
5.0	.097	.075	.059	.083	.065	.051	.057	.045	.036	.033	.027	.022	.011	.009	.007	
6.0	.089	.066	.050	.076	.057	.044	.053	.040	.031	.031	.024	.018	.010	.008	.006	
7.0	.082	.059	.043	.070	.051	.037	.049	.036	.026	.028	.021	.016	.009	.007	.005	
8.0	.076	.053	.037	.065	.046	.032	.045	.032	.023	.026	.019	.014	.009	.006	.005	
9.0	.071	.048	.032	.061	.041	.028	.042	.029	.020	.025	.017	.012	.008	.006	.004	
10.0	.066	.044	.028	.057	.038	.025	.040	.027	.018	.023	.016	.010	.008	.005	.003	

C Range: 0 - 360DEG
C Interval: 30.0DEG
Test Speed: HIGH
Temperature:25.3℃
Operators:zoe
Test Date:2024-9-11

Range: 0 - 180DEG
Interval: 1.0DEG
Test System:EVERFINE GO-SPEX500_V1 SYSTEM V2.00.461
Humidity:65.0%
Test Distance:3.160m [K=1.0000]
Remarks: LAMP:BXRH-30G06T0-C-83 Ra:90
LENS:PM-1084A 24R
DRIVER:SC30W150-700CG-4 200mA
30minutes warm-up

UGR(Unified Glare Rating) Table

Test:U:220.17V I:0.0402A P:8.2420W PF:0.9272 Freq:49.99Hz Lamp Flux:802.29x1 lm										
NAME: 2319.226-UA-200					TYPE:			WEIGHT:		
SPEC.: 3000K					DIM.:			SERIAL No.: 2409111192		
MFR.: RISE					SUR.: 0.00113354m2			Shielding Angle:		
ceiling/cavity	0.7	0.7	0.5	0.5	0.3	0.7	0.7	0.5	0.5	0.3
walls	0.5	0.3	0.5	0.3	0.3	0.5	0.3	0.5	0.3	0.3
working plane	0.2	0.2	0.2	0.2	0.2	0.2	0.2	0.2	0.2	0.2
Room dimensions	Viewed crosswise					Viewed endwise				
x = 2H y = 2H	11.0	11.6	11.2	11.7	11.9	11.2	11.8	11.4	11.9	12.1
3H	10.9	11.4	11.1	11.6	11.8	11.1	11.6	11.3	11.8	12.0
4H	10.8	11.3	11.0	11.5	11.7	11.0	11.5	11.2	11.7	11.9
6H	10.7	11.2	11.0	11.4	11.7	10.9	11.4	11.2	11.6	11.9
8H	10.7	11.1	10.9	11.4	11.6	10.9	11.4	11.2	11.6	11.8
12H	10.6	11.1	10.9	11.3	11.6	10.8	11.3	11.1	11.5	11.8
4H 2H	10.8	11.4	11.1	11.6	11.8	11.0	11.6	11.3	11.8	12.0
3H	10.7	11.1	11.0	11.4	11.7	10.9	11.3	11.2	11.6	11.9
4H	10.6	11.0	10.9	11.3	11.6	10.8	11.2	11.1	11.5	11.8
6H	10.5	10.9	10.8	11.2	11.5	10.7	11.1	11.0	11.4	11.7
8H	10.4	10.8	10.8	11.1	11.5	10.6	11.0	11.0	11.3	11.7
12H	10.4	10.7	10.8	11.1	11.4	10.6	10.9	11.0	11.3	11.6
8H 4H	10.4	10.8	10.8	11.1	11.5	10.6	11.0	11.0	11.3	11.7
6H	10.3	10.6	10.7	11.0	11.4	10.5	10.8	10.9	11.2	11.6
8H	10.2	10.5	10.7	10.9	11.4	10.4	10.7	10.9	11.1	11.6
12H	10.2	10.4	10.6	10.8	11.3	10.4	10.6	10.8	11.0	11.5
12H 4H	10.4	10.7	10.8	11.1	11.4	10.6	10.9	11.0	11.3	11.6
6H	10.2	10.5	10.7	10.9	11.4	10.4	10.7	10.9	11.1	11.6
8H	10.2	10.4	10.6	10.8	11.3	10.4	10.6	10.8	11.0	11.5
Variations with the observer position at spacings(CIE Pub.117):										
S = 1.0H	+ 2.3 / - 7.0					+ 2.1 / - 5.7				
1.5H	+ 3.0 / - 4.1					+ 2.7 / - 3.9				
2.0H	+ 4.8 / -12.1					+ 4.8 / -11.5				

CIE Pub.117, 802.3 lm Total Lamp Luminous Flux Correct (8log(F/F0) = -0.8)
Area: 0.00113354 m2

C Range: 0 - 360DEG
C Interval: 30.0DEG
Test Speed: HIGH
Temperature:25.3℃
Operators:zoe
Test Date:2024-9-11

Range: 0 - 180DEG
Interval: 1.0DEG
Test System:EVERFINE GO-SPEX500_V1 SYSTEM V2.00.461
Humidity:65.0%
Test Distance:3.160m [K=1.0000]
Remarks: LAMP:BXRH-30G06T0-C-83 Ra:90
LENS:PM-1084A 24R
DRIVER:SC30W150-700CG-4 200mA
30minutes warm-up

UTILIZATION FACTORS TABLE

Test:U:220.17V I:0.0402A P:8.2420W PF:0.9272 Freq:49.99Hz Lamp Flux:802.29x1 lm		
NAME: 2319.226-UA-200	TYPE:	WEIGHT:
SPEC.: 3000K	DIM.:	SERIAL No.: 2409111192
MFR.: RISE	SUR.: 0.00113354m2	Shielding Angle:

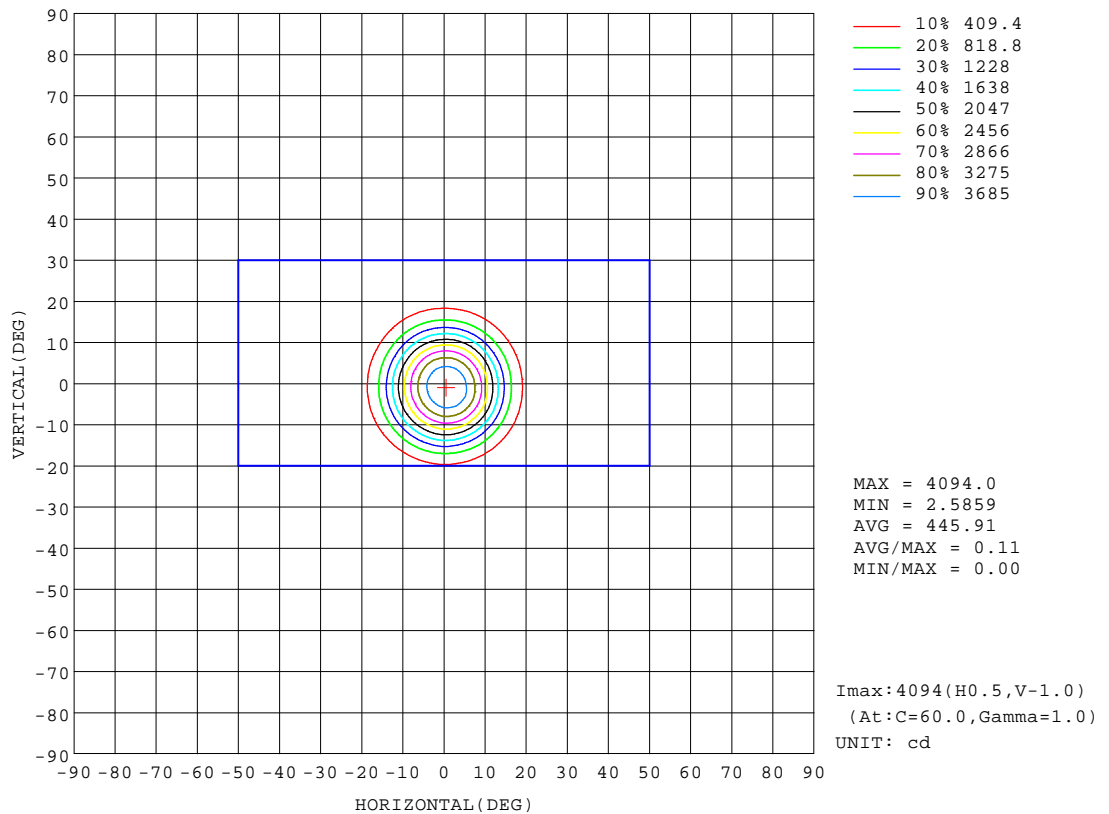
REFLECTANCE										
Ceiling	0.8	0.8	0.8	0.7	0.7	0.7	0.5	0.5	0.5	0
Walls	0.7	0.5	0.3	0.7	0.5	0.3	0.7	0.5	0.3	0
Working plane	0.2	0.2	0.2	0.2	0.2	0.2	0.2	0.2	0.2	0
ROOM INDEX	UTILIZATION FACTORS(PERCENT) $k(RI) \times RCR = 5$									
k = 0.60	80	75	72	79	74	71	79	74	71	69
0.80	86	81	78	85	81	78	84	81	78	75
1.00	89	85	82	89	85	82	87	84	81	78
1.25	93	88	86	92	88	85	90	87	85	81
1.50	95	91	88	94	90	88	92	89	87	83
2.00	97	93	91	96	92	90	93	91	89	84
2.50	98	95	93	97	94	92	94	92	90	85
3.00	99	97	94	98	95	93	95	93	91	86
4.00	101	99	97	99	97	96	96	95	93	87
5.00	102	100	99	100	99	97	97	96	95	88
ROOM INDEX	UF(total)									Direct
According to DIN EN 13032-2 2004			Suspended					SHRNOM = 1.25		

C Range: 0 - 360DEG
C Interval: 30.0DEG
Test Speed: HIGH
Temperature:25.3℃
Operators:zoe
Test Date:2024-9-11

Range: 0 - 180DEG
Interval: 1.0DEG
Test System:EVERFINE GO-SPEX500_V1 SYSTEM V2.00.461
Humidity:65.0%
Test Distance:3.160m [K=1.0000]
Remarks: LAMP:BXRH-30G06T0-C-83 Ra:90
LENS:PM-1084A 24R
DRIVER:SC30W150-700CG-4 200mA
30minutes warm-up

ISOCANDELA DIAGRAM

Test:U:220.17V I:0.0402A P:8.2420W PF:0.9272 Freq:49.99Hz Lamp Flux:802.29x1 lm		
NAME: 2319.226-UA-200	TYPE:	WEIGHT:
SPEC.: 3000K	DIM.:	SERIAL No.: 2409111192
MFR.: RISE	SUR.: 0.00113354m2	Shielding Angle:

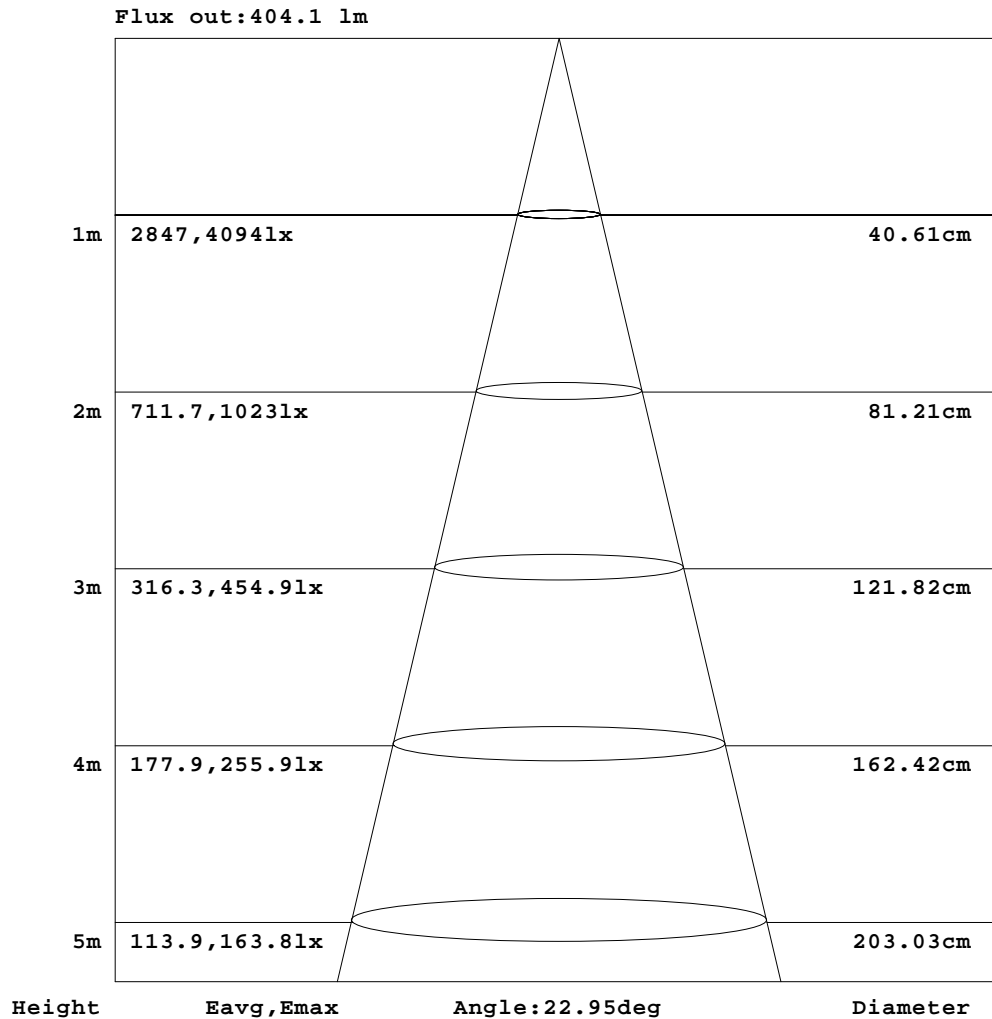


C Range: 0 - 360DEG
C Interval: 30.0DEG
Test Speed: HIGH
Temperature:25.3℃
Operators:zoe
Test Date:2024-9-11

Range: 0 - 180DEG
Interval: 1.0DEG
Test System:EVERFINE GO-SPEX500_V1 SYSTEM V2.00.461
Humidity:65.0%
Test Distance:3.160m [K=1.0000]
Remarks: LAMP:BXRH-30G06T0-C-83 Ra:90
LENS:PM-1084A 24R
DRIVER:SC30W150-700CG-4 200mA
30minutes warm-up

AAI Figure

Test:U:220.17V I:0.0402A P:8.2420W PF:0.9272 Freq:49.99Hz Lamp Flux:802.29x1 lm		
NAME: 2319.226-UA-200	TYPE:	WEIGHT:
SPEC.: 3000K	DIM.:	SERIAL No.: 2409111192
MFR.: RISE	SUR.: 0.00113354m2	Shielding Angle:



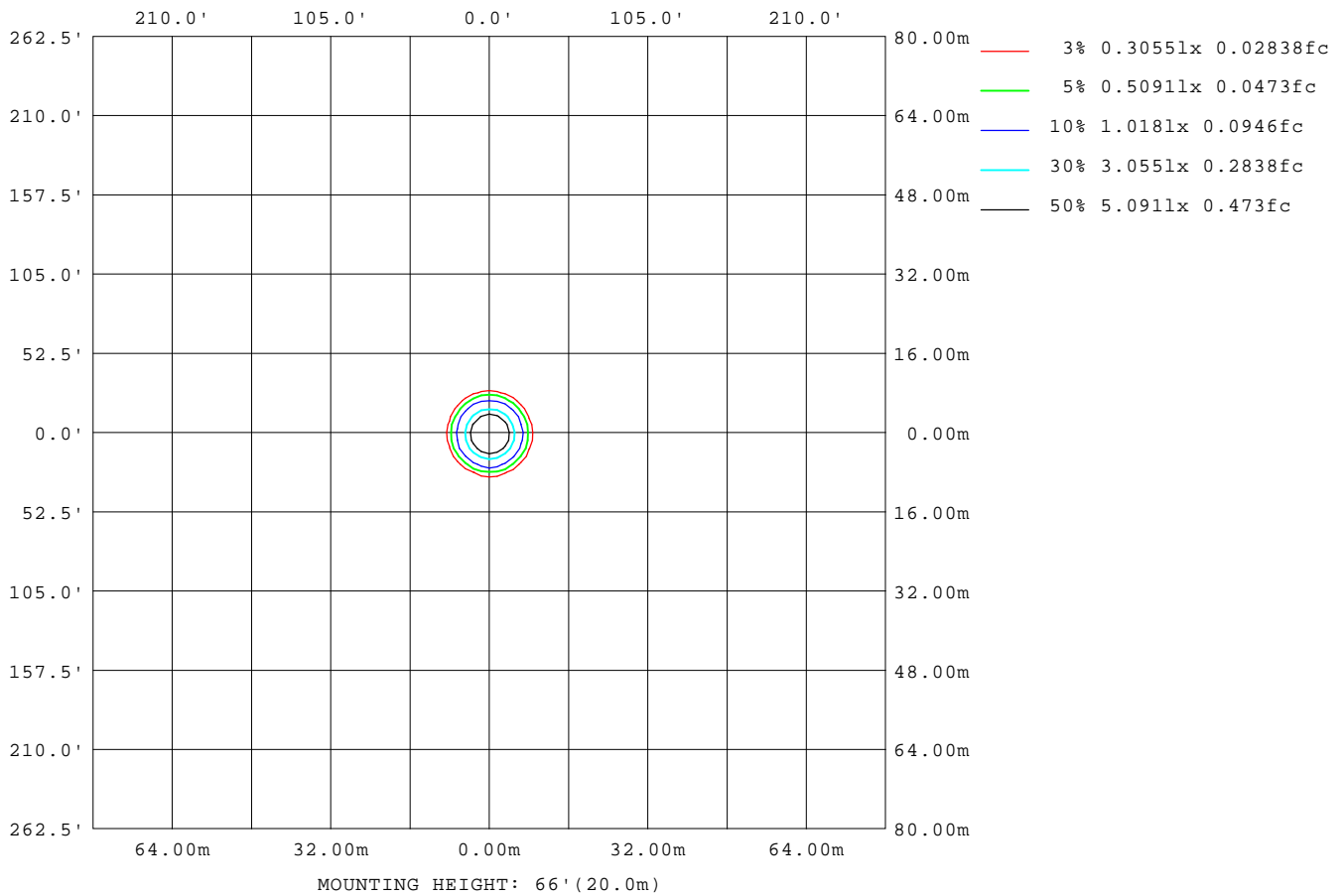
Note:The Curves indicate the illuminated area and the average illumination when the luminaire is at different distance.

C Range: 0 - 360DEG
C Interval: 30.0DEG
Test Speed: HIGH
Temperature:25.3℃
Operators:zoe
Test Date:2024-9-11

Range: 0 - 180DEG
Interval: 1.0DEG
Test System:EVERFINE GO-SPEX500_V1 SYSTEM V2.00.461
Humidity:65.0%
Test Distance:3.160m [K=1.0000]
Remarks: LAMP:BXRH-30G06T0-C-83 Ra:90
LENS:PM-1084A 24R
DRIVER:SC30W150-700CG-4 200mA
30minutes warm-up

ISOLUX DIAGRAM

Test:U:220.17V I:0.0402A P:8.2420W PF:0.9272 Freq:49.99Hz Lamp Flux:802.29x1 lm		
NAME: 2319.226-UA-200	TYPE:	WEIGHT:
SPEC.: 3000K	DIM.:	SERIAL No.: 2409111192
MFR.: RISE	SUR.: 0.00113354m2	Shielding Angle:



C Range: 0 - 360DEG
C Interval: 30.0DEG
Test Speed: HIGH
Temperature:25.3°C
Operators:zoe
Test Date:2024-9-11

Range: 0 - 180DEG
Interval: 1.0DEG
Test System:EVERFINE GO-SPEX500_V1 SYSTEM V2.00.461
Humidity:65.0%
Test Distance:3.160m [K=1.0000]
Remarks: LAMP:BXRH-30G06T0-C-83 Ra:90
LENS:PM-1084A 24R
DRIVER:SC30W150-700CG-4 200mA
30minutes warm-up

LED Avg.L Report

Test:U:220.17V I:0.0402A P:8.2420W PF:0.9272 Freq:49.99Hz Lamp Flux:802.29x1 lm		
NAME: 2319.226-UA-200	TYPE:	WEIGHT:
SPEC.: 3000K	DIM.:	SERIAL No.: 2409111192
MFR.: RISE	SUR.: 0.00113354m2	Shielding Angle:

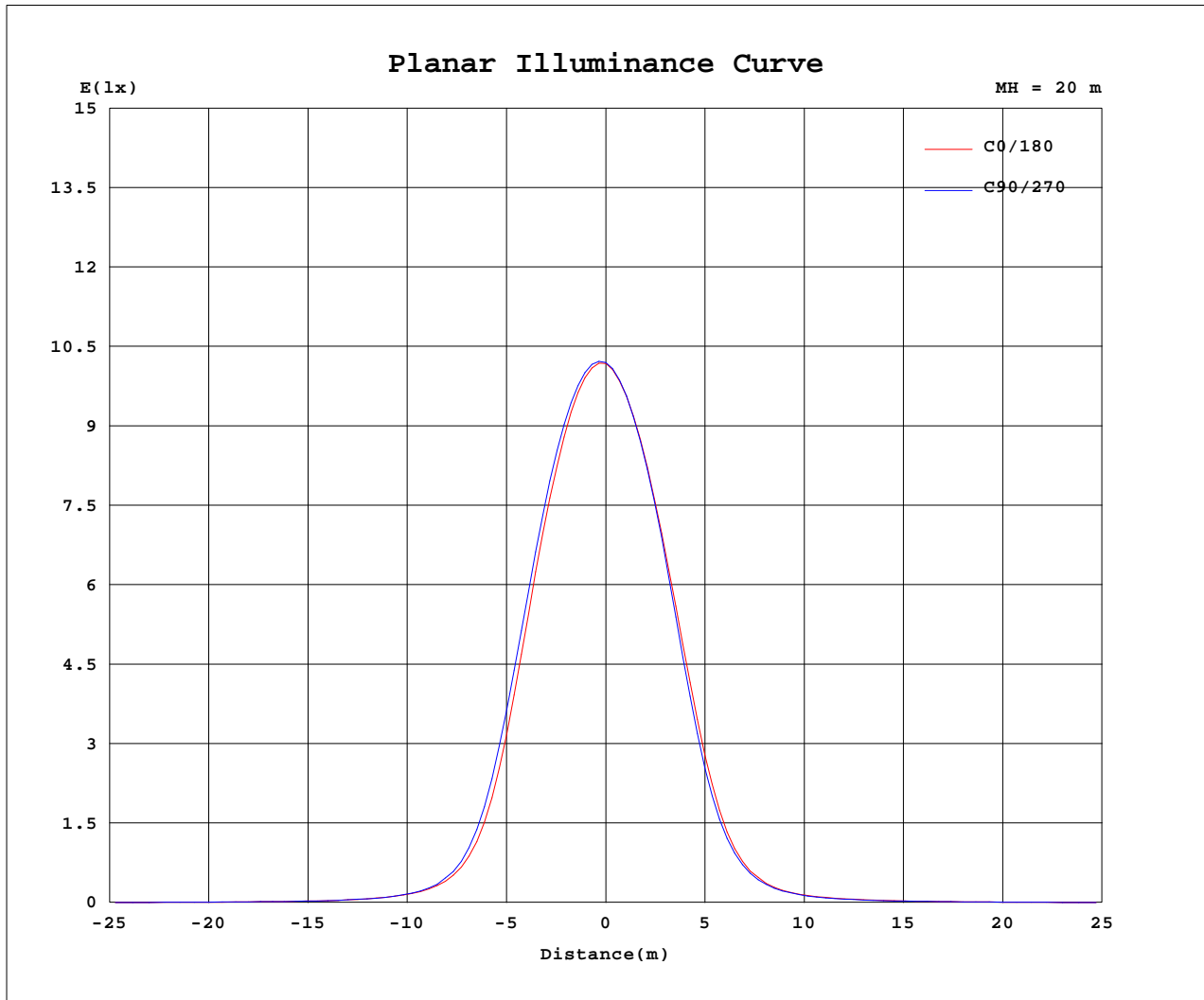
AvgL	cd/m2
L_0~180(65)av	504
L_0~180(75)av	186
L_0~180(85)av	203
L_90~270(65)av	565
L_90~270(75)av	176
L_90~270(85)av	210
L_45(65)av	517
L_45(75)av	162
L_45(85)av	85

Standard: GB/T 29293-2012

C Range: 0 - 360DEG
C Interval: 30.0DEG
Test Speed: HIGH
Temperature:25.3℃
Operators:zoe
Test Date:2024-9-11

Range: 0 - 180DEG
Interval: 1.0DEG
Test System:EVERFINE GO-SPEX500_V1 SYSTEM V2.00.461
Humidity:65.0%
Test Distance:3.160m [K=1.0000]
Remarks: LAMP:BXRH-30G06T0-C-83 Ra:90
LENS:PM-1084A 24R
DRIVER:SC30W150-700CG-4 200mA
30minutes warm-up

Planar Illuminance Curve



C Range: 0 - 360DEG
 C Interval: 30.0DEG
 Test Speed: HIGH
 Temperature: 25.3 °C
 Operators: zoe
 Test Date: 2024-9-11

Range: 0 - 180DEG
 Interval: 1.0DEG
 Test System: EVERFINE GO-SPEX500_V1 SYSTEM V2.00.461
 Humidity: 65.0%
 Test Distance: 3.160m [K=1.0000]
 Remarks: LAMP: BXRH-30G06T0-C-83 Ra:90
 LENS: PM-1084A 24R
 DRIVER: SC30W150-700CG-4 200mA
 30minutes warm-up



LUMINOUS DISTRIBUTION INTENSITY DATA

Test:U:220.17V I:0.0402A P:8.2420W PF:0.9272 Freq:49.99Hz Lamp Flux:802.29x1 lm		
NAME: 2319.226-UA-200	TYPE:	WEIGHT:
SPEC.: 3000K	DIM.:	SERIAL No.: 2409111192
MFR.: RISE	SUR.: 0.00113354m2	Shielding Angle:

Table--1

UNIT: cd

C(DEG) (DEG)	0	30	60	90	120	150	180	210	240	270	300	330						
0	4078	4078	4078	4078	4078	4078	4078	4078	4078	4078	4078	4078						
5	3751	3841	3862	3818	3708	3610	3542	3492	3516	3522	3592	3659						
10	2619	2780	2831	2772	2621	2459	2347	2249	2235	2259	2358	2464						
15	1128	1268	1317	1312	1202	1096	992	913	906	895	949	1012						
20	325	362	377	377	340	318	288	267	272	268	279	294						
25	113	119	119	119	111	108	103	98.8	100	98.6	102	106						
30	53.5	55.3	54.4	52.8	50.8	52.0	51.8	50.7	50.0	47.8	48.1	50.5						
35	28.6	29.5	29.1	27.8	27.4	28.3	29.3	29.0	28.9	27.3	26.6	27.6						
40	17.7	17.9	17.9	17.7	18.0	18.3	19.2	19.0	19.2	18.3	17.8	17.6						
45	11.0	11.4	11.7	12.1	12.2	12.3	12.7	12.5	12.3	11.7	11.2	10.9						
50	6.36	6.53	6.86	7.19	7.31	7.15	7.06	6.84	6.67	6.47	6.29	6.13						
55	3.12	3.39	3.65	3.84	3.89	3.72	3.56	3.50	3.46	3.35	3.25	3.12						
60	1.16	1.36	1.51	1.62	1.70	1.51	1.43	1.44	1.39	1.35	1.31	1.16						
65	0.19	0.22	0.25	0.33	0.34	0.31	0.29	0.27	0.23	0.21	0.19	0.18						
70	0.08	0.08	0.09	0.09	0.09	0.10	0.10	0.09	0.08	0.08	0.07	0.07						
75	0.05	0.05	0.05	0.06	0.05	0.05	0.06	0.05	0.04	0.05	0.04	0.04						
80	0.03	0.02	0.03	0.03	0.03	0.03	0.04	0.02	0.02	0.03	0.02	0.02						
85	0.02	0.01	0.01	0.02	0.01	0.01	0.02	0.01	0.01	0.02	0.01	0.01						
90	0.00	0.00	0.00	0.00	0.00	0.00	0.00	0.00	0.00	0.00	0.00	0.00						
95	0.00	0.00	0.00	0.00	0.00	0.00	0.00	0.00	0.00	0.00	0.00	0.00						
100	0.00	0.00	0.00	0.00	0.00	0.00	0.00	0.00	0.00	0.00	0.00	0.00						
105	0.00	0.00	0.00	0.00	0.00	0.00	0.00	0.00	0.00	0.00	0.00	0.00						
110	0.00	0.00	0.00	0.00	0.00	0.00	0.00	0.00	0.00	0.00	0.00	0.00						
115	0.00	0.00	0.00	0.00	0.00	0.00	0.00	0.00	0.00	0.00	0.00	0.00						
120	0.00	0.00	0.00	0.00	0.00	0.00	0.00	0.00	0.00	0.00	0.00	0.00						
125	0.00	0.00	0.00	0.00	0.00	0.00	0.00	0.00	0.00	0.00	0.00	0.00						
130	0.00	0.00	0.00	0.00	0.00	0.00	0.00	0.00	0.00	0.00	0.00	0.00						
135	0.00	0.00	0.00	0.00	0.00	0.00	0.00	0.00	0.00	0.00	0.00	0.00						
140	0.00	0.00	0.00	0.00	0.00	0.00	0.00	0.00	0.00	0.00	0.00	0.00						
145	0.00	0.00	0.00	0.00	0.00	0.00	0.00	0.00	0.00	0.00	0.00	0.00						
150	0.00	0.00	0.00	0.00	0.00	0.00	0.00	0.00	0.00	0.00	0.00	0.00						
155	0.00	0.00	0.00	0.00	0.00	0.00	0.00	0.00	0.00	0.00	0.00	0.00						
160	0.00	0.00	0.00	0.00	0.00	0.00	0.00	0.00	0.00	0.00	0.00	0.00						
165	0.00	0.00	0.00	0.00	0.00	0.00	0.00	0.00	0.00	0.00	0.00	0.00						
170	0.00	0.00	0.00	0.00	0.00	0.00	0.00	0.00	0.00	0.00	0.00	0.00						
175	0.00	0.00	0.00	0.00	0.00	0.00	0.00	0.00	0.00	0.00	0.00	0.00						
180	0.00	0.00	0.00	0.00	0.00	0.00	0.00	0.00	0.00	0.00	0.00	0.00						

C Range: 0 - 360DEG
C Interval: 30.0DEG
Test Speed: HIGH
Temperature:25.3℃
Operators:zoe
Test Date:2024-9-11

Range: 0 - 180DEG
Interval: 1.0DEG
Test System:EVERFINE GO-SPEX500_V1 SYSTEM V2.00.461
Humidity:65.0%
Test Distance:3.160m [K=1.0000]
Remarks: LAMP:BXRH-30G06T0-C-83 Ra:90
LENS:PM-1084A 24R
DRIVER:SC30W150-700CG-4 200mA
30minutes warm-up